

Thank you for choosing Baylor Scott & White Heart and Vascular Hospital. We are passionate about the health and well-being of our patients. We are committed to keeping you safe.

During this unprecedented time, we have new preventive safety measures as a part of our COVID-19 Safe Care plan in accordance with Centers for Disease Control and Prevention guidance and recommendations by our clinical experts. Please do not hesitate to ask any of our team members if you would like additional details.

Enclosed you will find forms that require completion in its entirety prior to your arrival.

- **Admission Database form**
- **Medication List**
- **Medication bag – Please use the enclosed bag to bring your medication bottles with you on the day of your procedure.**

Your completed information will allow our team to prepare for you and your procedure. Also included is a map of our facilities and a procedure day journey to help walk you through the experience.

As you prepare for your arrival, we understand that you may encounter questions for our team that cannot wait until admission day. If you have any questions regarding your procedure, our Scheduling Department is here to assist you. You can reach the team 24 hours a day, seven days a week by calling 214.820.0128.

We are committed to doing our best to help make your hospital visit an exceptional experience. We have built a patient-centered culture focused on clinical quality and personalized care. Our desire is to exceed your expectations.

As we embark on this journey together, we welcome your feedback. Thank you for entrusting us with your heart and vascular care. We are here to serve you.

On behalf of the Baylor Scott & White Heart and Vascular Hospital team, we wish you wellness.

Sincerely,



Nancy Vish, RN, PhD, NEA-BC
President and Chief Nursing Officer
Baylor Scott & White Heart and Vascular Hospital
Mobile: 214.793.3619

ADMISSION DATABASE

Advanced Directives

Do you have a: Medical Power of Attorney (MPOA) Living Will *Please bring a copy with you to the hospital*

Emergency Contact

Name: _____ Relationship: _____ Phone Number: _____

Name: _____ Relationship: _____ Phone Number: _____

Allergies

No Known Allergies

Allergy Source	Reactions	Comments

Ob-Gyn Status

Date of last period: _____

Post-Menopausal? Yes No

Hysterectomy? Yes Date: _____ No

Pre-existing Implants

- | | | | |
|--|---|---|--|
| <input type="checkbox"/> Aneurysm stent or Aneurysm clip | <input type="checkbox"/> Prosthetic eye | <input type="checkbox"/> Lens Implant | <input type="checkbox"/> Body piercing |
| <input type="checkbox"/> Artificial Heart Valve | <input type="checkbox"/> Middle ear prosthesis | <input type="checkbox"/> Pins/Rods/Screws | <input type="checkbox"/> Body art/Tattoo |
| <input type="checkbox"/> Artificial Limbs | <input type="checkbox"/> Implanted devices/Pumps/Stimulator | <input type="checkbox"/> Pacemaker/ICD | |
| <input type="checkbox"/> Tracheostomy | <input type="checkbox"/> Coronary stents | <input type="checkbox"/> Metal implants | <input type="checkbox"/> Penile implant |
| <input type="checkbox"/> Renal or other stents | <input type="checkbox"/> Joint replacement | <input type="checkbox"/> Breast implant | |
| <input type="checkbox"/> Other (please specify): _____ | | | |

History

Anesthesia History:

- Difficult intubation
 Sickle Cell Anemia
 Malignant Hyperthermia
 Motion Sickness
 Post-operative nausea & vomiting
 Other Anesthetic complications _____

Medical History:

- | | | | |
|--|--|--|---|
| <input type="checkbox"/> Arthritis | <input type="checkbox"/> CHF | <input type="checkbox"/> Coronary Artery Disease | <input type="checkbox"/> GERD (Gastroesophageal Reflux Disease) |
| <input type="checkbox"/> Asthma | <input type="checkbox"/> COPD | <input type="checkbox"/> COVID-19 | <input type="checkbox"/> Hypertension |
| <input type="checkbox"/> Blood Transfusion | <input type="checkbox"/> Cancer | <input type="checkbox"/> Diabetes Mellitus | <input type="checkbox"/> Heart Disease |
| <input type="checkbox"/> Stroke | <input type="checkbox"/> Thyroid Disease | <input type="checkbox"/> Other (please specify): _____ | |

BAYLOR SCOTT & WHITE HEART AND VASCULAR HOSPITAL



BHVH-53938 (Rev. 01/21)

ADMISSION DATABASE

ADMISSION DATABASE

History (Continued)

Surgical History:

- | | | | |
|--|--|--|---|
| <input type="checkbox"/> Abdomen Surgery | <input type="checkbox"/> Coronary Angioplasty with Stent Placement | <input type="checkbox"/> Hand Surgery | <input type="checkbox"/> Kidney Stone Surgery |
| <input type="checkbox"/> Appendectomy | <input type="checkbox"/> Cosmetic Surgery | <input type="checkbox"/> Heart Surgery | <input type="checkbox"/> Lumbar Laminectomy |
| <input type="checkbox"/> Back Surgery | <input type="checkbox"/> Eye Surgery | <input type="checkbox"/> Hernia Repair | <input type="checkbox"/> Skin Biopsy |
| <input type="checkbox"/> Brain Surgery | <input type="checkbox"/> Fracture Surgery | <input type="checkbox"/> Joint Replacement | <input type="checkbox"/> Tonsillectomy |
| <input type="checkbox"/> Colon Surgery | <input type="checkbox"/> Gastrectomy | <input type="checkbox"/> Kidney Transplant | <input type="checkbox"/> Vascular Surgery |
| <input type="checkbox"/> Other (please specify): _____ | | | |

Social History:

Alcohol Use Yes No Currently Never

How often do you have a drink containing alcohol?

- Monthly or less 2-4 times a month 2-3 times a week 4 or more times a week

How many drinks containing alcohol do you have on a typical day when you are drinking?

- 1 or 2 3 or 4 5 or 6 7 to 9 10 or more

How often do you have six or more drinks on one occasion?

- Never Less than monthly Monthly Weekly Daily or almost daily

Drinks per week: _____ Glasses of wine

_____ Cans of beer

_____ Shots of liquor

_____ Standard drinks or equivalent

Substance Abuse

Drug Use: Yes Not Currently Never

- Types:
- | | | | |
|--|---|---|--|
| <input type="checkbox"/> Amphetamines | <input type="checkbox"/> GHB | <input type="checkbox"/> MDMA (Ecstasy) | <input type="checkbox"/> Oxycodone |
| <input type="checkbox"/> Amyl nitrate | <input type="checkbox"/> Hashish | <input type="checkbox"/> Mescaline | <input type="checkbox"/> PCP |
| <input type="checkbox"/> Anabolic steroids | <input type="checkbox"/> Heroin | <input type="checkbox"/> Methamphetamines | <input type="checkbox"/> Psilocybin |
| <input type="checkbox"/> Barbiturates | <input type="checkbox"/> Hydrocodone | <input type="checkbox"/> Methaqualone | <input type="checkbox"/> Solvent inhalants |
| <input type="checkbox"/> "Crack" cocaine | <input type="checkbox"/> Hydromorphone/Dilaudid | <input type="checkbox"/> Methylphenidate | <input type="checkbox"/> Other: _____ |
| <input type="checkbox"/> Cocaine | <input type="checkbox"/> Ketamine | <input type="checkbox"/> Morphine | |
| <input type="checkbox"/> Fentanyl | <input type="checkbox"/> LSD | <input type="checkbox"/> Nitrous Oxide | |
| <input type="checkbox"/> Flunitrazolam | <input type="checkbox"/> Marijuana | <input type="checkbox"/> Opium | |

Tobacco

Tobacco Use: Yes Not Currently Never

Start Date: _____ Quit Date: _____

Types: Cigarettes Pipe Cigars Electronic cigarette

Smokeless Tobacco: Yes Not Currently Never

Start Date: _____ Quit Date: _____

Types: Snuff Chew

**BAYLOR SCOTT & WHITE
HEART AND VASCULAR HOSPITAL**



BHVH-53938 (Rev. 01/21)

ADMISSION DATABASE

Page 2 of 3

ADMISSION DATABASE

Vaccination History

Pneumonia vaccine: Yes Date: _____ No

Influenza / Flu vaccine: Yes Date: _____ No

COVID- 19 vaccine: Yes Date: _____ No

Psychosocial

Other - Individualized Care Needs: What information would help us give you more personalized care? How would you like to participate in your care?

Blood Restrictions/Transfusion History

Blood Avoidance/Restrictions: Are there any reasons a blood transfusion would be refused if needed?

None Blood borne infection concerns Religious beliefs Other _____

Previous Transfusion Reaction Yes No Other _____

If yes, what type of Transfusion Reaction did you have: _____

Values/Beliefs

Spiritual, Cultural Beliefs, Religious Practices, Values that Affect Care Yes No Other _____

If yes, Description of Beliefs that Will Affect Care _____

Sleep Apnea Screening

Have you been diagnosed with Sleep Apnea? Yes No

Do you use a CPAP or BiPAP at home? Yes No

Do you often fall asleep during the day? Yes No

Have you been told that you snore? Yes No

Patient Education

What is your preferred language for learning? _____

What is your preferred method of learning? Visual Auditory / Hearing Hands-On Reading/Writing

**BAYLOR SCOTT & WHITE
HEART AND VASCULAR HOSPITAL**



BHVN-53938 (Rev. 01/21)

ADMISSION DATABASE

Page 3 of 3

YOUR MEDICINE LIST

Please keep an up-to-date copy of your medicine list with you at all times and bring to all appointments and procedures

Name: _____ **Date of Birth:** ____ / ____ / ____ (month/day/year)

Local Pharmacy

Pharmacy Name: _____

Pharmacy Address: _____

Pharmacy Phone Number: (____) _____ - _____

Mail Order Pharmacy

Pharmacy Name: _____

Pharmacy Address: _____

Pharmacy Phone Number: (____) _____ - _____

Allergies; what happens when/if I take them (Ex: Bactrim; Itching)

1. _____
2. _____
3. _____
4. _____
5. _____

All medicines (prescriptions (Rx), samples, over-the-counter (OTC), as needed medicines (PRN), and dietary/herbal supplements or vitamins)

	Name <small>Rx: Brand or generic OTC: Name and ingredients</small>	Strength	How do you take it? <small>How many and how many times a day; Is it taken as needed?</small>	What are you taking it for?	Who told you to take this medicine or supplement?	Last time you took a dose <small>(date/time)</small>
Example 1	Atorvastatin	40 mg	1 tablet once daily	Lower cholesterol	Dr. X	5/30/17 9:00 am
Example 2	Metformin	500 mg	1 tablet 2 times daily with meals	Lower blood sugar	Dr. X	5/30/17 7:00 pm
Example 3	Tylenol	500 mg	2 capsules 3 times daily as needed for pain	Arthritis	Dr. X	5/15/17 8:00 am
Example 4	Insulin R	8 units	1 injection 3 times daily with meals	Lower blood sugar	Dr. X	5/29/17 5:00 pm
1						
2						
3						
4						

Additional space provided on back of form

**BAYLOR SCOTT & WHITE
HEART AND VASCULAR HOSPITAL**



BHVH-54764 (Rev. 08/18)

YOUR MEDICINE LIST

YOUR MEDICINE LIST

	Name Rx: Brand or generic OTC: Name and ingredients	Strength	How do you take it? How many and how many times a day; Is it taken as needed?	What are you taking it for?	Who told you to take this medicine or supplement?	Last time you took a dose (date/time)
5						
6						
7						
8						
9						
10						
11						
12						
13						
14						
15						
16						
17						
18						
19						
20						

Last Date My List was Updated: ___ / ___ / ___

Please review and update when starting or stopping medicines, changing doses, or visiting your doctor

**BAYLOR SCOTT & WHITE
HEART AND VASCULAR HOSPITAL**



BHVH-54764 (Rev. 08/18)

YOUR MEDICINE LIST


Page 2 of 2

Do you have questions for the doctor?

We want to help you get all of your questions answered and address any concerns or worries you may have. To help you keep informed and get explanations for your tests and procedures, please use this card to list any questions you may have for your doctor at your next visit.

Thank you for choosing Baylor Scott & White Heart and Vascular Hospital – Fort Worth.

1. _____ _____	6. _____ _____
2. _____ _____	7. _____ _____
3. _____ _____	8. _____ _____
4. _____ _____	9. _____ _____
5. _____ _____	10. _____ _____



1400 Eighth Ave. | Fort Worth, TX 76104

BaylorHeartHospital.com/FortWorth
1.844.BSW.DOCS

Photography may include models or actors and may not represent actual patients. Baylor Scott & White Heart and Vascular Hospital - Fort Worth is a department of Baylor Scott & White Heart and Vascular Hospital - Dallas. Notice Regarding Physician Ownership: Baylor Scott & White Heart and Vascular Hospital - Dallas is a hospital in which physicians have an ownership or investment interest. The list of the physician owners or investors is available to you upon request. Physicians provide clinical services as members of the medical staff at one of Baylor Scott & White Health's subsidiary, community or affiliated medical centers and do not provide clinical services as employees or agents of those medical centers. ©2019 Baylor Scott & White Health. BSWHHVH_693_2019_MOD_19190_9/19_XD 5,000.

Your procedure day journey

at Baylor Scott & White Heart and Vascular Hospital – Fort Worth



Your procedure day journey

Our plan for your care includes you remaining with us throughout the day of your procedure.

The actual time of your procedure may be adjusted following your arrival based on medical emergencies or unexpected circumstances.

Pre-admission 1-2 days before your procedure	Night before your procedure	Procedure day	Pre-procedure	After your procedure	Discharge and traveling home
<ul style="list-style-type: none"> <input type="checkbox"/> Read all materials provided in your Pink Packet. You can also download them at BaylorHeartHospital.com/PreAdmission. <input type="checkbox"/> Be sure all paperwork has been fully completed, including: <ul style="list-style-type: none"> <input type="checkbox"/> Admission Database Information Form <input type="checkbox"/> Your Medication List (including herbals/vitamins/over-the-counter medications) <input type="checkbox"/> Gather medications you are taking in their labeled bottles so you can find them easily the morning of your procedure. (Your care team will review the bottles and your completed Medication List before your procedure.) <input type="checkbox"/> Gather important paperwork, such as your Living Will or Medical Power of Attorney, if you have them. <input type="checkbox"/> If you will need a wheelchair upon arrival at the hospital, please let the hospital know at 214.820.0128. <input type="checkbox"/> Download the MyBSWHealth app to access your hospital health records and make payments. You will receive your access code during registration. 	<ul style="list-style-type: none"> • The hospital team will call you the day before your procedure to confirm what time you should arrive. • If your procedure is scheduled for a Monday, you will be called the Friday before your procedure. • If you do not receive a call the evening before your procedure, please contact us at 214.820.0128. <p>Make sure you:</p> <ul style="list-style-type: none"> <input type="checkbox"/> Follow all instructions given to you by your physician's office and/or the hospital team. <input type="checkbox"/> Shower at home. Use special scrub and showering instructions if given by your physician's office. Do not use lotions or powders. <input type="checkbox"/> Do NOT eat or drink past the time you are told. <input type="checkbox"/> You will be told which medications to stop taking before your procedure and which ones you can continue to take. Take your medications only as directed by your physician. <input type="checkbox"/> Review all paperwork to make sure it is complete. <input type="checkbox"/> Pack an overnight bag if there is a chance of you staying overnight. <input type="checkbox"/> IMPORTANT: Please leave all valuables, including jewelry, at home. <p>Remember to bring:</p> <ul style="list-style-type: none"> <input type="checkbox"/> Pink Packet with completed paperwork <input type="checkbox"/> Medications you are currently taking in the provided zip-close bag. <input type="checkbox"/> Insurance card <input type="checkbox"/> Photo ID <input type="checkbox"/> Advance directives (Living Will or Medical Power of Attorney, if you have them) <p>Please plan to spend the day with us.</p>	<p>Remember to:</p> <ul style="list-style-type: none"> <input type="checkbox"/> Wear comfortable clothing. <input type="checkbox"/> Bring continuous positive airway pressure (CPAP)/Bilevel Positive Airway Pressure (BIPAP) if you use one and there is a chance of you staying overnight at the hospital. <input type="checkbox"/> Bring an overnight bag, Pink Packet and paperwork, medicines, insurance card, photo ID, advance directives. <input type="checkbox"/> Bring waiting activities, such as a book or magazines. <p>Other</p> <ul style="list-style-type: none"> <input type="checkbox"/> Guest Wi-Fi access is available throughout the Baylor Scott & White campus facilities. <input type="checkbox"/> If you need to cancel your procedure or are running late, please call 214.820.0128. <p>Upon hospital arrival</p> <ul style="list-style-type: none"> • Hospital doors open at 5:00 AM • Please arrive at the time specified by our scheduling team. <p>Parking</p> <ul style="list-style-type: none"> • Parking is \$5.00 per day • Valet parking is \$8.00 per day • Handicap parking is \$5.00 per day <p>Check-in/registration</p> <ul style="list-style-type: none"> • Check in at the Access Services (Admitting) Department on the ground floor of Baylor Scott & White Heart and Vascular Hospital. • The Access Services Department representative will assist with your check-in process, including signing forms and making copies of your photo ID and insurance information. • After checking in, you will be escorted to your pre-procedure floor/room. 	<p>Preparation</p> <ul style="list-style-type: none"> • Pre-procedure preparation may include: <ol style="list-style-type: none"> 1) Signing procedure forms 2) Taking your medical history 3) Discussing your current medications 4) Lab work 5) Electrocardiogram (EKG) 6) IV start • Your estimated procedure time will be provided. This may be adjusted due to medical emergencies or unexpected circumstances. We will keep you updated. <p>Guests</p> <ul style="list-style-type: none"> • Your guests are welcome to be with you in your pre-procedure room. They will be escorted to the guest waiting area during your procedure. • Your post-op room may be different than your pre-op room. Please have your family/friends take care of your belongings during your procedure. • You may also use a locker for your belongings at no cost. <p>Designated contact</p> <p>Please provide the name and cell phone number of your designated support (contact) person. They will be asked to remain in the guest waiting area for phone call updates.</p> <ul style="list-style-type: none"> • You will receive a card with a case number. Your loved ones can follow your progress on the tracker board in the guest waiting area with this. 	<ul style="list-style-type: none"> • Your comfort, vital signs and procedure site will be monitored. • Your post-procedure recovery and bed rest time will be one to six hours (depending on your procedure). <p>Pain management</p> <p>Managing your pain is an important part of your care. Make sure you keep us updated on how you are feeling throughout your stay. We may not be able to eliminate all pain, but we will do our best to manage it.</p> <p>Updates & visit</p> <ul style="list-style-type: none"> • The Recovery Room team will call your designated support person with periodic updates and your room assignment. • Your physician will also provide updates to your designated support person. <p>Overnight stays</p> <p>If you stay overnight, you are welcome to have one guest stay with you. Bedding and a pillow will be available for the fold-out couch.</p>	<p>Discharge</p> <ul style="list-style-type: none"> • Before you are discharged from the hospital, we will: <ul style="list-style-type: none"> • Review your medications • Go over self-care expectations • Create a follow-up appointment plan • Answer any questions about your care and recovery <p>Traveling home</p> <ul style="list-style-type: none"> • You will be escorted to your vehicle by our hospital team. • A responsible adult must transport you from the hospital. You will not be permitted to drive yourself or be discharged without adult assistance. <p>Follow-up</p> <ul style="list-style-type: none"> • You will receive a courtesy phone call from a nurse two to three days after your hospital discharge. • You will receive a Patient Evaluation Survey by mail or email. Please complete it, as your feedback helps us to continue providing our patients with excellent care. <p>We hope your care team exceeds your expectations.</p> <p>Thank you for allowing us to be a part of your healthcare journey.</p>

UNDERSTANDING YOUR HEALTH JUST GOT EASIER



What is Emmi?

Emmi® is a series of free, online programs that walk you through important information about a health topic, condition or procedure. You can watch Emmi programs as many times as you like and you can share them with your family and friends.

Learn More About Your Health

Doctors try to explain everything about your health but sometimes it gets confusing. Emmi programs help to answer your questions and make you feel more at ease. You are the most important member of your health care team, so you should have all the information you need.

You can also expect a phone call or email from Emmi with instructions on how to view your program!

Ask About Emmi Programs



© 2016 Emmi Solutions, LLC Diabetes program



© 2016 Emmi Solutions, LLC Stroke program



Welcome to specialized heart and vascular care

A new patient guide



BaylorScott&White

HEART AND VASCULAR HOSPITAL

FORT WORTH

Joint ownership with physicians



Welcome

Welcome to Baylor Scott & White Heart and Vascular Hospital. Our focus is you. Our priority is your care and your comfort.

We believe that the more informed you are as a patient, the more confident you will be during your hospital stay. We want you to know what to expect and what services are available to help make your hospital experience as positive and as comfortable as possible. Never hesitate to ask questions. Your Baylor Scott & White Heart and Vascular Hospital team is here to serve you. We are committed to providing you with quality, specialized treatment and individualized, compassionate care.

Thank you for choosing Baylor Scott & White Health for your heart and vascular needs. We care for you!



Getting started

About us	4
Your patient experience	
Day of your procedure	7
In your room	9
Personal belongings	10
Visitation guidelines	11
Estimated procedure times	12
Your role on the healthcare team	
Pain management	13
Speak Up™	14
Infection control and avoiding falls	17
Our hospital services	
Guest services	19
Nutrition services	20
Chaplain services and chapel	22
Hospital bills and insurance	23
More resources for you	
Group support and education	25
Baylor Scott & White Heart and Vascular Institute	26
A guide to Baylor Scott & White Heart and Vascular Hospital	27

About us

Baylor Scott & White Heart and Vascular Hospital – Fort Worth is located on the campus of Baylor Scott & White All Saints Medical Center – Fort Worth. As a department of Baylor Scott & White Heart and Vascular Hospital – Dallas, Fort Worth cardiology services are provided with a dedicated heart and vascular team of clinical professionals located in Building A and on the 5th and 6th floors of Baylor Scott & White – Fort Worth.

Our care model

- Clinical Excellence (Quality)
- Patient & Family Satisfaction (Service)
- Healthcare Team Satisfaction (People)
- Fiscal Responsibility (Finance)



FOUNDING PRINCIPLES:

Honesty + Respectfulness + Integrity +
Compassion + Communication + Positive Attitude

Our mission

Founded as a Christian ministry of healing, Baylor Scott & White Health promotes the well-being of all individuals, families and communities.

Our ambition

To be the trusted leader, educator and innovator in value-based care delivery, customer experience and affordability.

Services

Non-invasive cardiology – The cardiologists on our medical staff are dedicated to the quick and accurate diagnosis of heart disorders using non-invasive techniques, including ultrasound, electrocardiography and stress tests.

Imaging – Together with the imaging department at Baylor Scott & White – Fort Worth, imaging experts help diagnose cardiovascular disorders through CT scanning and cardiac MRI.

Interventional cardiology – The medical professionals in our interventional cardiology department are highly skilled at diagnosing a wide range of cardiac disorders using minimally invasive techniques, such as angiography, angioplasty and stenting, and minimally invasive repair of congenital heart defects.

Valve Disorders Center – Through our Valve Disorders Center, our multidisciplinary team provides comprehensive evaluation, diagnosis and treatment for patients with any type of structural heart disease. Here, they apply advanced technology and techniques in the treatment of aortic, mitral, pulmonic and tricuspid valve disease.

Electrophysiology – Through our Heart Rhythm Center, we are leaders in the diagnosis and treatment of heart rhythm disorders. We diagnose and treat heart rhythm disorders, including atrial flutter, supraventricular tachycardia and ventricular tachycardia. We offer a wide range of treatment options, including pacemakers, implantable defibrillators, and advanced ablation techniques, such as magnetic catheter ablation.

Vascular services – Together with the team of surgeons on the medical staff at Baylor Scott & White All Saints Medical Center – Fort Worth, vascular surgery is provided including the minimally invasive treatment of aortic aneurysms and arterial blockage of the arms, legs, kidneys and other blood vessels, as well as disorders of the venous system.

Cardiac rehabilitation – The Carter Cardiac and Pulmonary Rehabilitation program can help you recover from a cardiovascular event, such as heart attack, as well as cardiovascular procedures, such as bypass surgery or angioplasty and stenting. This multiphased program utilizes an interdisciplinary team of medical professionals to create a program of individualized and specific physical activity as well as education. Our program can provide you with the necessary knowledge to adopt heart-healthy lifestyle habits to prevent future cardiovascular problems.

A comprehensive pulmonary rehabilitation program is available to patients who are referred by their physician for such conditions as COPD, pulmonary hypertension, fibrosis, and asthma, as well as for lung transplant patients.

Individuals with peripheral artery disease (PAD) are eligible to receive supervised exercise therapy (SET) if diagnosed with PAD caused by arterial insufficiency and if classic intermittent claudication (IC) is present.

[For more information about these programs in Fort Worth, please call 817.922.1702.](#)

Your patient experience

Day of your procedure

Access services – Your day begins at access services located on the 6th floor of Building A. Access services will work with you for your check-in and registration. You will be asked to complete consent forms. Upon completion of the check-in process, you will be escorted to a patient room or a testing area.

When you are settled into a room, a staff member will obtain your vital signs and complete a patient assessment, which may include drawing labs and performing an electrocardiogram (ECG). You will sign another set of consent forms at this time.

Wait time – Your procedure start time will be determined by the type of procedure and when the previous case finishes. While you wait, we

will update you as to when your procedure will begin. Please keep in mind that medical emergencies take priority and may also delay the start of your procedure. We invite your family members to stay with you in your room or in the waiting area.

Pre-procedure – When you leave your pre-procedure room, we will direct your family members to the appropriate waiting room.

Procedure areas – Once you are in the procedure area, we will tell your family members the approximate length of your procedure. Once your procedure is complete, a staff member will transport you to the recovery area, and your physician will talk with your family in the room or in the waiting area.

Recovery – Once your procedure is complete, you will be moved to a room for the recovery phase portion of your stay where you will be closely monitored. The length of time spent during the recovery phase depends on the type of procedure performed, your response to the procedure or surgery and the medications given to keep you comfortable during the procedure, as well as your medical condition. Your recovery phase may be as little as one hour or as long as six. When you are ready to see family and/or friends, they will be escorted by a hospital staff member for a visit at your bedside.

Post-procedure – If you are returning home or spending the night after your procedure, a transporter will take you to a Specialty Care Unit.

After your procedure, you may be allowed to order a heart-healthy meal from your room service menu, made fresh when you order. Nutrition services designs your menu to offer food selections that meet your doctor’s orders.

A staff member is available to receive orders from 7:00 AM – 8:00 PM, and he or she will deliver your meal to your patient room in about 45 minutes or less. Family members are welcome to order meals. Please check with nursing or dietary services for the cost per tray.

Overnight – We have accommodations for one person to spend the night with you in your room. Throughout the night, staff members will monitor your care and will perform tests to make sure you are recovering without complications. More information on page 13.

Discharge – Once you have met the criteria and your discharge paperwork is complete and signed, you may leave the hospital.

[Our MyBSWHealth app lets you manage your health record online anytime.](#)
[Visit **BSWHealth.com/MyBSWHealth** for more information.](#)

In your room

Patient bed – Your patient bed is designed for your comfort and safety. The bed is equipped with USB for charging your phone or other device. With an electrical control, you can raise or lower the foot and head of your bed. For your safety, your bed’s side rails may be kept up at night and after you receive anesthetics or medication. Use your side rails for support when getting out of bed, even when you begin to feel better. **Never hesitate to ask for our help first before getting out of bed.** Use your bedside call button to ask for nursing assistance.

Deliveries and mail – We will deliver to your patient room any mail and flowers addressed to you. If you need to mail a letter, please tell your nurse and he or she will forward it to the hospital mailroom.

Smoking – As a designated “no smoking facility,” the hospital complies with city and

state ordinances and those required by The Joint Commission. To promote a heart-healthy environment, smoking is not permitted.

Telephone – Patient room telephones cannot receive collect or third-party billed calls. For long-distance calls, you must use a calling card.

- Telephone numbers for patient rooms: Your telephone number and room number are posted near the door of your patient room.
- From patient rooms, hospital extensions can be reached by dialing “46” plus the **4-digits**. For example, nutrition services can be reached by dialing **46-2675**.
- Local calls: Dial “9” plus the local telephone number. There are no charges for local calls.
- Long-distance calls: Dial “9” plus the toll-free number associated with your calling card.
- Hospital operator: Dial “0” to connect to the operator.

Personal belongings

Valuables – You may use your room’s closet for your personal belongings. We ask that you keep only those personal belongings that are essential to your care while in the hospital. We do not accept responsibility for valuables left in your room, and we encourage you to give any extra money, medication, credit cards, wallet and jewelry to a family member or close friend to take home.

Lockers and safe – If you cannot send your personal belongings home, ask your nurse to make arrangements for a secured locker or safe.

Eyeglasses, dentures, hearing aids – Take care not to leave your eyeglasses, dentures and/or hearing aids on your meal tray or on your bed. They may be accidentally disposed of or lost. Please tell your nurse if you wear dentures. He or she will give you a special container to keep them safe.

Lost and found – For lost items, please contact the charge nurse or nurse supervisor at **817.922.1158**. From a patient room, dial **46-1158**.

Please note: Baylor Scott & White Health does not replace lost or damaged personal items not secured upon admission.

Visitation guidelines

Recovery visits – A nurse will escort family members and/or friends to the patient located in recovery areas. Children 10 years old and younger may not visit patients in recovery.

Overnight guests – One person may spend the night with you in your patient room. A sleeper sofa is provided. If your family members would like to stay at a nearby hotel, staff members are happy to recommend several. For further assistance, please contact the Charge Nurse or Nurse Supervisor at **817.922.1158**. From a patient room, dial **46-1158**.

Children – An adult must accompany children at all times. Children who have an infectious illness or have been recently exposed to an infectious disease are not allowed in patient care areas. Children who are not visiting a patient must wait with an adult in designated waiting areas.

Please note – Due to COVID-19 and for the safety of our patients and guests, there may be a limit on the number of visitors allowed.

Visitation guidelines are subject to change based on CDC recommendations. Visitors may be asked to wear a mask covering both the nose and mouth at all times.

Estimated* procedure times

Cardiac & endovascular

Diagnostic angiogram	30 – 60 minutes
Diagnostic angiogram w/ angioplasty	45 – 90 minutes
PFO/ASD closures	1 – 2 hours

Electrophysiology

Tilt/HIS ablation/loop recorder	1 – 2 hours
Pacemaker/defibrillator implant	2 – 3 hours
Biventricular device implant	2 – 4 hours
HIS ablation and pacemaker/ICD	3 – 4 hours
EP study and ablation	4 – 6 hours

* Procedure times may vary

Endovascular

TAVR	2 hours
Laser lead extraction	2 hours
Endo thoracic/abdominal AAA stent graft	3 hours

Other procedures/surgeries

Fem pop bypass	3.5 hours
Open abdominal aortic aneurysm repair	4 hours
Carotid endarterectomy	2 hours
AV access creation/revision	1.5 hours
Endovascular AAA stent graft	3 hours
Thrombectomy femoral/stent	2 hours
Amputation	2 hours

Your role on the healthcare team

Pain management

Your care and comfort is our top priority at Baylor Scott & White Heart and Vascular Hospital. If you experience pain during your hospital stay, we want to know. You have the right to have your pain managed effectively. Please review your *Guide to Your Care* brochure given to you during the admission process.

Ask your doctor what pain you should expect after your procedure. Everyone's pain is different. We use a scale of 0-10 to determine your level of pain.

0-10 Numeric Pain Intensity Scale



Your comfort is important to us. Please tell a staff member when you are in pain, where your pain is and whether your pain comes and goes or is constant. We want to establish a pain level that you can tolerate, and we understand that your pain level can change during the day or night.

Controlling your pain helps you recover faster. Do not wait to request medication until the pain becomes intolerable. You will receive your pain medication either in the form of pills or a shot, or injected through your intravenous (IV) line. There are times when more than one type of medicine will be used simultaneously to relieve your pain. In some cases, a PCA (patient-controlled analgesia) or epidural infusion may be used to control pain. Please discuss these methods in more detail with your doctor or nurse.

Tell your doctor or nurse of any side effects that occur, such as constipation, nausea or itching.

Remember that tension and anxiety can make your pain worse. Besides medication, there are other methods you can use to help reduce your pain, including relaxation, mental imaging, positioning, music, heat and/or cold. Asking a nurse to help reposition you is often a very effective method for reducing pain.

Speak Up™

You play a vital role in your care. We want you to be an active, involved and informed participant on your healthcare team. Research shows that patients who take an active role in decisions about their healthcare are more likely to have a better outcome. The “Speak Up” program, sponsored by The Joint Commission, gives you simple advice on how you, as the patient, can make your care a positive experience.



Speak Up and participate in treatment decisions. You are the center of your healthcare team. It's important that you:

- Know who will take care of you, how long the treatment will last, how you should feel and exactly what will be done in each step of your care.
- Ask your doctor what a test or medication will likely achieve.
- Give a complete picture of your health history to your healthcare team. Share copies of your medical records from previous hospitalizations. Report your allergies to a member of your healthcare team.

Speak Up about your questions or concerns. If you don't understand, ask again. It's your body and you have a right to know. For your safety:

- Ask the doctor to mark the area that is to be operated on before your surgery.



- Tell the nurse or doctor when you think you are about to receive the wrong medication.
- Tell the healthcare professional when you think he or she has confused you with another patient.

Speak Up and ask a trusted family member or friend to be your advocate. Your advocate can:

- Help you review consent forms and understand them before signing
- Stay with you overnight at the hospital and check that you receive the right medications and treatment when you are resting or you do not feel well
- Remember answers to questions you have asked and speak up for you if you cannot
- Understand and carry out your preferences concerning resuscitation and life support

Speak Up about your care. Pay attention to the care you are receiving. Make sure you are receiving the right treatments and the right medications by the right healthcare professionals. Pay attention and:

- Expect healthcare workers to introduce themselves and wear an identification badge.
- Make sure your doctor or nurse confirms your identity (i.e., checks your wristband, asks your name) before giving you any medication or treatment.
- Know the time of day you receive your medication. Tell your doctor or nurse when it doesn't happen.

Speak Up about the medication you take. Know what you take and why you take it. You can help avoid medication errors when you:

- Tell your doctors and nurses about allergies or past negative reactions before receiving a new medication.

- Verify that a medication you do not recognize is for you.
- Ask about oral medications before swallowing and read the contents of bags of intravenous (IV) fluids.
- Ask the nurse how long it takes for a bag of IV fluids to empty. Tell the nurse when the dripping seems too fast or too slow.
- Ask your doctor or pharmacist about the safety of taking multiple medications, including vitamins, herbal supplements and over-the-counter drugs.

Infection control

Everyone would like to avoid the common cold, strep throat and influenza (“the flu”).* No one enjoys getting sick. You can help protect yourself from infectious diseases. Here are three easy ways to help you fight the spread of infection while you are in or out of the hospital:

Clean your hands.

- Use soap and warm water and rub your hands vigorously for at least 20 seconds.
- Rub an alcohol-based hand sanitizer all over your hands, especially under your nails and between your fingers, until your hands are dry.
- Clean your hands before touching or eating food and after using the bathroom, taking out the trash, changing a diaper, handling money, or playing with a pet.
- Ask healthcare professionals if they've cleaned their hands before treating you.

Cover your mouth and nose.

- Use a tissue when sneezing or coughing, and then clean your hands. Keep tissues handy at home, at work and in your pockets.
- Cover your mouth and nose with the crook of your elbow or with your hands when you don't have a tissue. Again, wash your hands afterward.

Note: During COVID-19/pandemic and based on CDC recommendations, masks may be required at all times.

Avoid close contact.

- Stay home if possible and keep away from other people when you have a fever or other symptoms of a contagious illness.
- Call before you go for medical treatment and ask what precautions you should take to avoid infecting people in the waiting room.

Following these steps also helps prevent the spread of infection from diseases such as pneumonia,* influenzae,* tuberculosis, mumps, measles and rubella (“German measles”), whooping cough* and chicken pox.*

*Note: Remember to get a shot to prevent this disease or infection.

Avoiding falls

At Baylor Scott & White Heart and Vascular Hospital, we focus on keeping you safe and maintaining your health. During your hospital stay, you may be at risk of falling because of the unfamiliar environment, medications, and because of your medical procedure or surgery. Your medical diagnosis as well as your disease process may also put you at risk.

Call ... Don't Fall. "Call ... Don't Fall" is an easy way to remember that we are here to help you. Ask for nursing assistance before risking a fall.

Tips to help you avoid a fall:

- Use the call button and always ask for nursing assistance before getting in or out of bed or a chair.
- Get up slowly from your bed or chair.
- Sit on the side of your bed for a few minutes before standing.
- Wear slippers or shoes with nonskid soles.
- Turn on lights when getting out of bed at night.
- Use caution when bending or leaning to pick up things.
- Tell the nursing staff immediately when a spill occurs.
- Keep your phone, call button and any items you may need within easy reach. Tell the nurse when you need help with these items.

Our hospital services

Guest services

Communication and concierge services –

For your comfort and your family's while in the hospital, guest services provides a variety of communication and concierge services. For assistance, contact a guest services representative at **817.922.2127**.

- Accommodations, hotel and travel information, including airline, taxi, gas stations and restaurant information
- Books, videos, games
- Cell phone chargers
- Computer station assistance
- Grocery store locations
- Hospital and city maps
- Lost and found
- Overnight toiletry bags

- Patient concerns/complaints
- Patient information
- Special events
- Special services for disabilities
- Translators

Patient concerns – Staff members of Baylor Scott & White Heart and Vascular Hospital want to answer your questions and address any concerns you may have regarding your hospital stay. We are all here to serve as your patient advocate. If staff members cannot answer your questions or you would like to discuss your concerns further, please contact guest services for assistance.

Special services for disabilities – Baylor Scott & White Heart and Vascular Hospital provides aids to better serve persons with hearing, speech, manual and/or mobility impairments.

The following special services are available through guest services or you may ask your nurse to make arrangements:

- Hearing: A portable hand-held amplifier, TTY devices
- Speech: Deaf Action Center (sign language) assistance, writing materials and communication boards
- Manual: Wheelchairs, personal assistance
- Mobility: Physically accessible entries, ramps, elevators and parking

Translators – Interpreting services for non-English speaking patients are available through guest services. The hospital can provide on-site translators as well as telephone translating services for patients and visitors.

Parking services – Parking is free in the multi-level parking garages to the north of the hospital entrance as well as the garage to the south. Valet parking is available for \$5 unless a handicap placard is presented. This service is provided by a contracted service.

Security escorts – Security and public safety officers may be reached at **817.922.1911** or from a patient room phone dial **46-1911**.

Nutrition services

Patient meals – Nutrition services specializes in meeting and exceeding patient expectations with its exceptional room service program. This hotel-like room service brings your heart-healthy meal prepared fresh when you order from your patient menu. Your menu offers food selections that meet your doctor's orders for your overall care and recovery. When you are ready to place your room service order, dial **817.922.2675** or from room dial **46-2675**. You may also ask your nurse for assistance when placing an order. A nutrition services representative is available to take your order from 7:00 AM – 8:00 PM, and will deliver your heart-healthy meal in about 45 minutes or less.

Guest meals – Family members and guests are welcome to order from our room service menu. There is a charge per guest tray and debit or credit cards only are accepted. To place a guest order, call **817.922.3663**.

Drinks, food and gifts

Baylor Scott & White All Saints Medical Center – Fort Worth has several dining and shopping options at the hospital.

Landmark Kitchen – is located in the Terrell building – building C – basement level. It offers breakfast items, full grill, daily entrees, specials and more. Hours are 6:30 AM – 10:00 AM and 11:00 AM – 3:00 PM, seven days a week.

All Saints Cafe: Daily, 6:30 AM – 3:00 PM. Offers freshly made grab and go items, salads and daily specials. Located in the Terrell building, building C, basement level.

Which Wich®: Monday – Friday, 10:00 AM – 10:00 PM. Premium made sandwiches. Located in building A – first floor, across from C-Store.

C-Store: Daily, 24 hours. Quick snacks and meals for grab and go. Located in building A - first floor.

Starbucks®: Monday - Friday, 6:30 AM - 7:00 PM; Saturday and Sunday, 6:30 AM - 5:00 PM. Freshly brewed coffee and baked goods. Located in the main entrance atrium corridor.

Magnolia Boutique: Located in the main entrance foyer, this specialty boutique features clothing and accessories plus a variety of gifts, flowers and decor.

If you would like to explore other dining or shopping options near the hospital, dial guest relations at **46-2376** from a room or **817.922.2376**.

Chaplain services and chapel

Chaplain support - Emotional and spiritual support can be an important part in healing. Chaplains help by providing specialized support in the hospital. If you have a need, such as calling your own clergy, the chaplain can help. Feel free to ask a nurse to page the chaplain. Or, call the pastoral care and counseling department at **817.927.6150**. After 3:00 PM, call **817.926.2544**.

Advance directives - Advance directives speak for us when we cannot speak for ourselves. They tell your doctors the kinds of treatments you would or would not want if you were irreversibly or terminally ill. Advance directives also indicate if you have appointed someone to make treatment for you. Advance directives may reduce unwanted treatment for you or your loved one; they may guide your family—and

reduce significant guilt—if they have to make a hard decision about your care; and, finally, they might reduce family disagreements. People often say, “my family knows what I want,” but this may become a challenge when the stakes become life.

Advance directives are not just for sick people. If you can drive, you should consider creating one. In preparation for your arrival, please bring along your advance directive (or a copy). We will ask you if you have an advance directive when you arrive. We will make a copy of it and then give you back the original. We will put the copy on your chart.

One free, convenient way to create a directive before your arrival at our hospital is to go to MyDirectives.com. If you have an Apple smartphone, you can also download the MyDirectives Mobile™ app. If you have questions

or prefer the older paper forms, chaplains can assist you while you are here. If you want to complete a Directive to Physicians or Medical Power of Attorney, please call for chaplain assistance at **817.927.6150**. Please bring a copy with you.

Social services - Your healthcare demands may either temporarily or permanently change your social functioning skills. While you are at Baylor Scott & White Heart and Vascular Hospital, a social worker can assist you with any psychosocial needs that may relate to your social support system, financial resources, coping skills, substance abuse, physical abilities and more. If needed, a social worker will help you and your family with discharge planning options, including those available when moving to a different level of care within the hospital or community. If you would like to speak with a social worker, ask your nurse for assistance.

Hospital bills and insurance

Your hospital bill – Baylor Scott & White Heart and Vascular Hospital is responsible for submitting bills to your insurance company. We will do everything possible to expedite your claim. Please remember that your insurance policy is a contract between you and your insurance company, and you have the final responsibility for payment of your hospital bill. We have several payment options available to assist you in paying your bill. For questions about your bill, payment options or to request an itemized statement, contact Access Services at **214.820.0620**.

Insurance – Knowing the terms of your insurance coverage helps you as a patient understand the hospital's billing procedures and charges. If you have health insurance, you will give a copy of your insurance card and any insurance forms to the access services representative helping you check in on your procedure day. If you do not have insurance, an access services representative will discuss financial arrangements with you and can assist you in applying for the Baylor Scott & White Heart and Vascular Hospital financial assistance program.

Additional bills – You will receive a separate bill from your private physician and any consultant, radiologist, pathologist or anesthesiologist involved in your care. They are independent practitioners who bill for their service, and their charges are not included in your hospital bill.

More resources for you

Group support and education

Providing emotional support for our patients and their families is another way Baylor Scott & White Heart and Vascular Hospital shows compassionate care. Programs are held at the Heart and Vascular Hospital and are available for individuals and families pre- and post-cardiac procedure. For more information about a support group or education program that is right for you, call **1.844.BSW.DOCS**. For dates and times of support groups offered at Baylor Scott & White Heart and Vascular Hospital, visit BaylorHeartHospital.com.

Leap for Life® – One-hour, free virtual wellness and disease prevention education sessions designed for anyone at risk for cardiovascular disease.

Cardiac and pulmonary rehabilitation program – Cardiac rehabilitation is a personalized, comprehensive program that includes monitored exercise sessions, education and support to help you and your family members cope with heart disease. For patients with pulmonary disease, pulmonary rehabilitation and respiratory care services are also offered. The goal is to assist you in developing a healthier lifestyle and returning to daily activities.

The program is nationally certified by the American Association of Cardiovascular and Pulmonary Rehabilitation (AACVPR) and is composed of a multidisciplinary team of professionals specially trained to accommodate individual patient needs. For more information and to enroll in the program, call **817.922.1702**.

Baylor Scott & White Heart and Vascular Institute

Patients will find a wealth of educational and research information through the Baylor Scott & White Heart and Vascular Institute, located in Dallas and in the same building as Baylor Scott & White Heart and Vascular Hospital – Dallas. Patients and their families can learn more about heart and vascular clinical trials and treatments, both of which are not generally available to the public. The institute supports an increased focus on cardiovascular research, including advanced cardiovascular surgical options, minimally invasive surgical procedures, treatment of congestive heart failure and other cardiovascular fields. The institute provides classrooms and offices for physician researchers and cardiology and vascular fellows. Several clinical trials and treatments are available to Fort Worth patients. For more information, visit

BSWHealth.com/HeartDFWClinicalTrials.

Baylor Heart Center app

Find a physician, register for classes and events, view maps, view guided meditation sessions, complete forms ahead of time, and more.

Search: Baylor Heart Center



For additional heart and vascular service information, visit

BSWHealth.com/HeartFortWorth.

A guide to Baylor Scott & White Heart and Vascular Hospital

Helpful phone numbers

Access Services	817.922.2254
Cardiac Rehabilitation	817.922.1702
Guest Services	817.922.2376
Lost and Found.....	817.922.2376
Magnolia Boutique	817.698.8695
Nutrition Services.....	817.922.2675
Nurse Supervisor	817.922.1158
Parking Services/Valet.....	817.698.8980
Pastoral Care/Chaplains	817.927.6150
Public Safety	214.820.4444

Have questions? Use this space to write questions you may have about your hospital stay.

[BSWHealth.com/HeartFortWorth](https://www.BSWHealth.com/HeartFortWorth)
1.844.BSW.DOCS

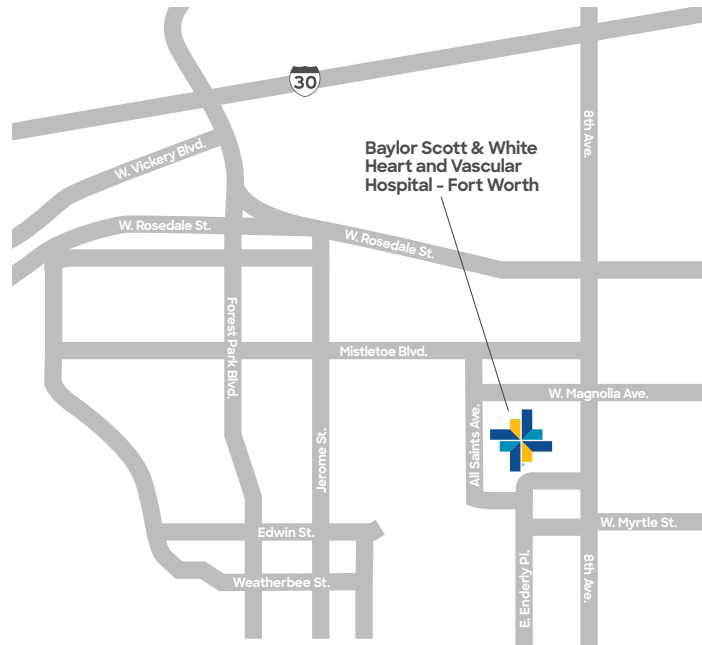


Baylor Scott & White HEART AND VASCULAR HOSPITAL

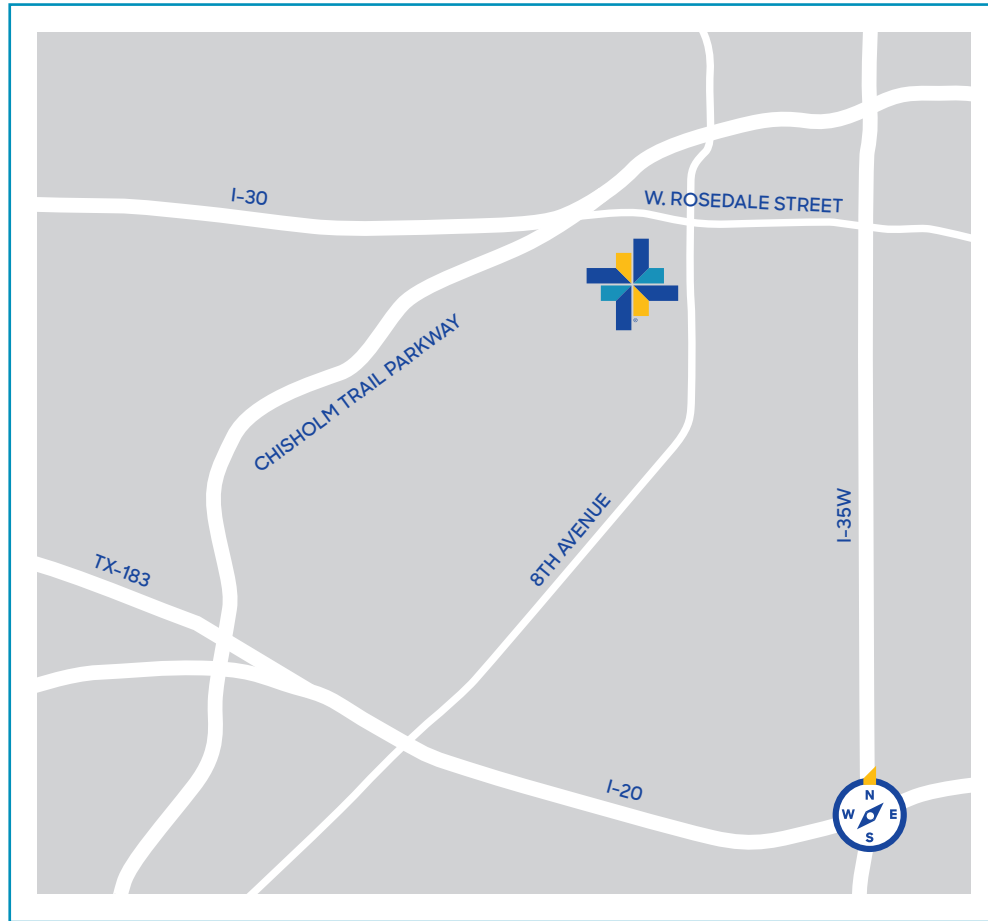
FORT WORTH

Joint ownership with physicians

1400 8th Avenue | Fort Worth, TX 76104



Photography may include models or actors and may not represent actual patients. Baylor Scott & White Heart and Vascular Hospital – Fort Worth is a department of Baylor Scott & White Heart and Vascular Hospital – Dallas. Notice Regarding Physician Ownership: Baylor Scott & White Heart and Vascular Hospital – Dallas is a hospital in which physicians have an ownership or investment interest. The list of the physician owners or investors is available to you upon request. Physicians provide clinical services as members of the medical staff at one of Baylor Scott & White Health's subsidiary, community or affiliated medical centers and do not provide clinical services as employees or agents of those medical centers. ©2021 Baylor Scott & White Health. BSWHVH 695.3-21.2,500.



Finding Your Way

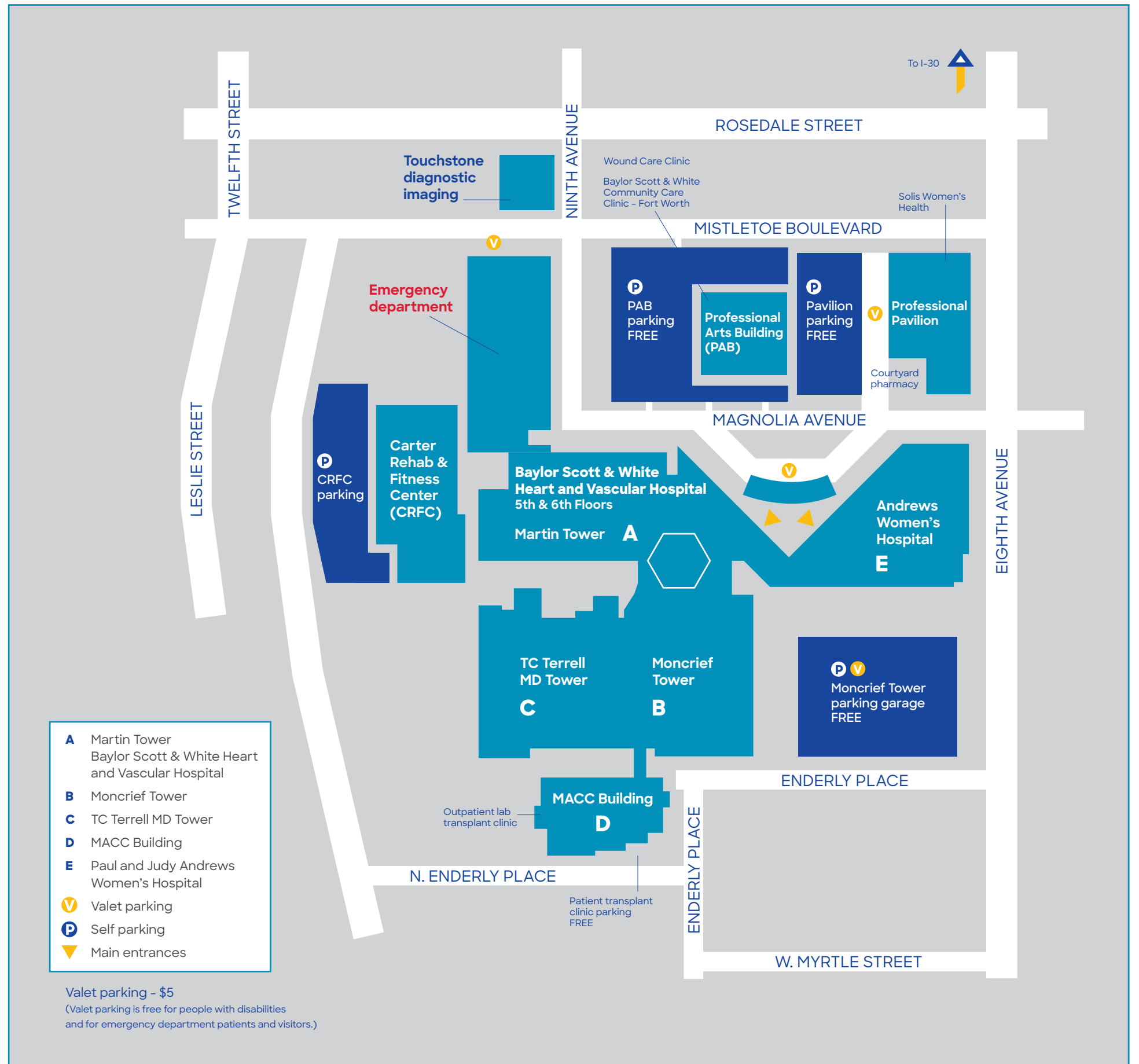
Baylor Scott & White Heart and Vascular Hospital – Fort Worth Campus and Hospital Maps

Welcome to Baylor Scott & White Heart and Vascular Hospital – Fort Worth on the campus of Baylor Scott & White All Saints Medical Center – Fort Worth. This will assist you in locating areas of interest and for visiting patients. For further assistance, please check at the information center in the lobby, or ask any member of our team.



Joint ownership with physicians

1400 8th Avenue | Fort Worth, TX 76104 | 817.926.2544
BSWHealth.com/FortWorth | 1.844.BSW.DOCS



Patient Information

Patient's room number: _____ Floor/elevator: _____

Patient's telephone number: _____

Baylor Scott & White All Saints Medical Center - Fort Worth Floor by floor

Building/elevator Location/department

Lower level (basement)

A Emergency department
C All Saints Cafeteria
West auditorium

First floor

A Martin Tower atrium
A Patient registration/admitting
A Day surgery
A Advanced Heart & Lung Disorder Center
A Outpatient lab
A Starbucks/C-store/Which Wich
AWH Labor & delivery/Waiting area
C Radiology
C Transplant administration
D Transplant clinic
D MACC

Second floor

A ICU/surgery and ICU/surgery waiting area
B Medical/surgical (B2S)
B Telemetry (B2N)
C CVICU and CVICU waiting area
C Medical Services Intensive Care Unit (MS-ICU)
AWH Day surgery/inpatient GYN

Third floor

A NICU
B Medical/surgical (B3N)
B Progressive care stepdown (B3S)
C Hospice
AWH New family unit and antepartum

Fourth floor

A Progressive Care Unit (PCU)
B Telemetry (B4S)
AWH New family unit

Fifth floor

A Baylor Scott & White Heart and Vascular Hospital - Fort Worth specialty care unit
C Observation unit

Sixth floor

A Baylor Scott & White Heart and Vascular Hospital - Fort Worth Check-in/Procedural areas

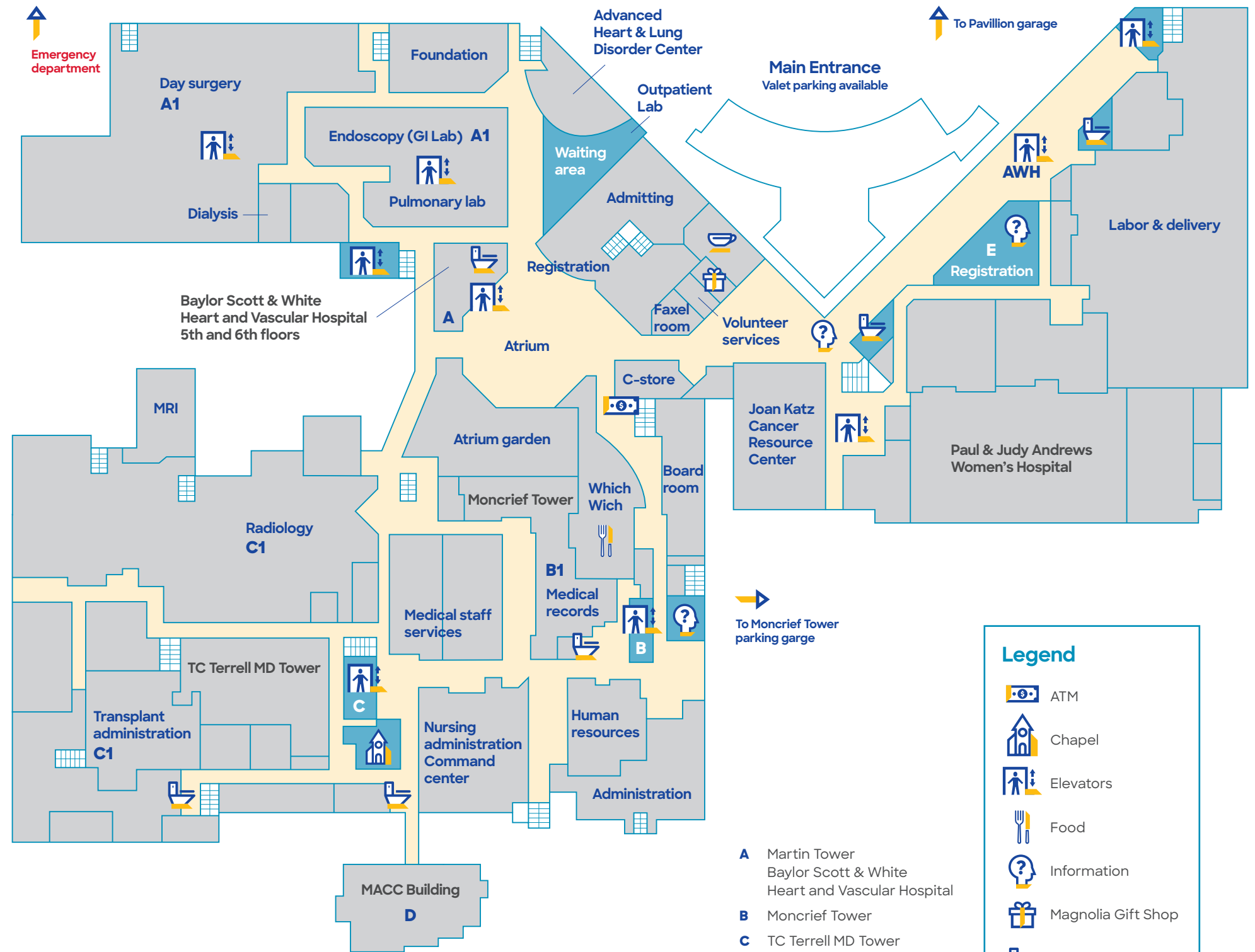
Seventh floor

A Oncology infusion center/
Fort Worth Young Adult cancer unit

Eight floor









A Transplant unit

Floor 1



To Moncrief Tower parking garage

Legend

-  ATM
-  Chapel
-  Elevators
-  Food
-  Information
-  Magnolia Gift Shop
-  Rest rooms
-  Starbucks

- A** Martin Tower
Baylor Scott & White
Heart and Vascular Hospital
- B** Moncrief Tower
- C** TC Terrell MD Tower
- D** MACC Building
- E** Paul and Judy Andrews
Women's Hospital